

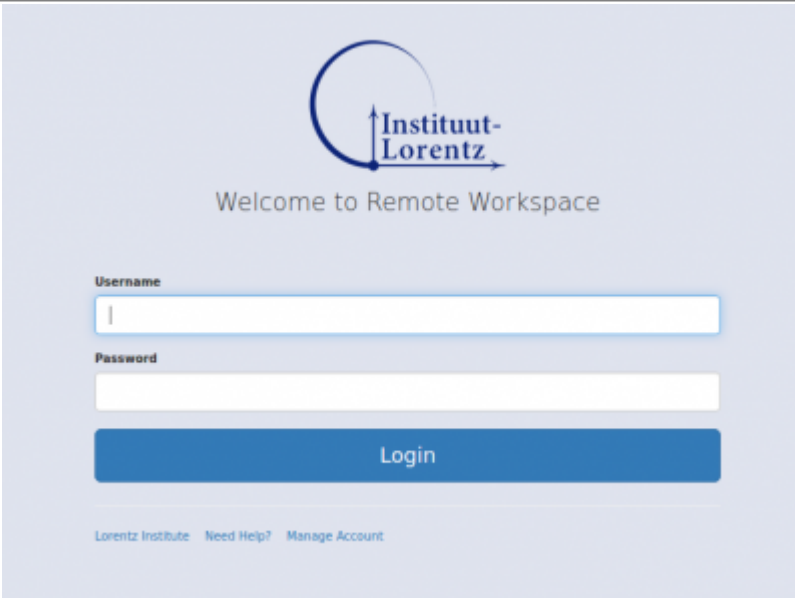
# Remote Workspace

The Lorentz Institute provides all of its users with access to a virtual workspace which emulates the Institute physical workstations and their custom software setup by means of only a web browser without the installation of plugins or extra software. The immediate advantages to the users are

Access to the Lorentz Institute workstation setup from the comfort of your laptop, wherever you are, and without VPN or SSH tunnels
Access to your documents/files at the Lorentz Institute from a web browser window without installing extra software
Access to intranet services as you were physically located in your office

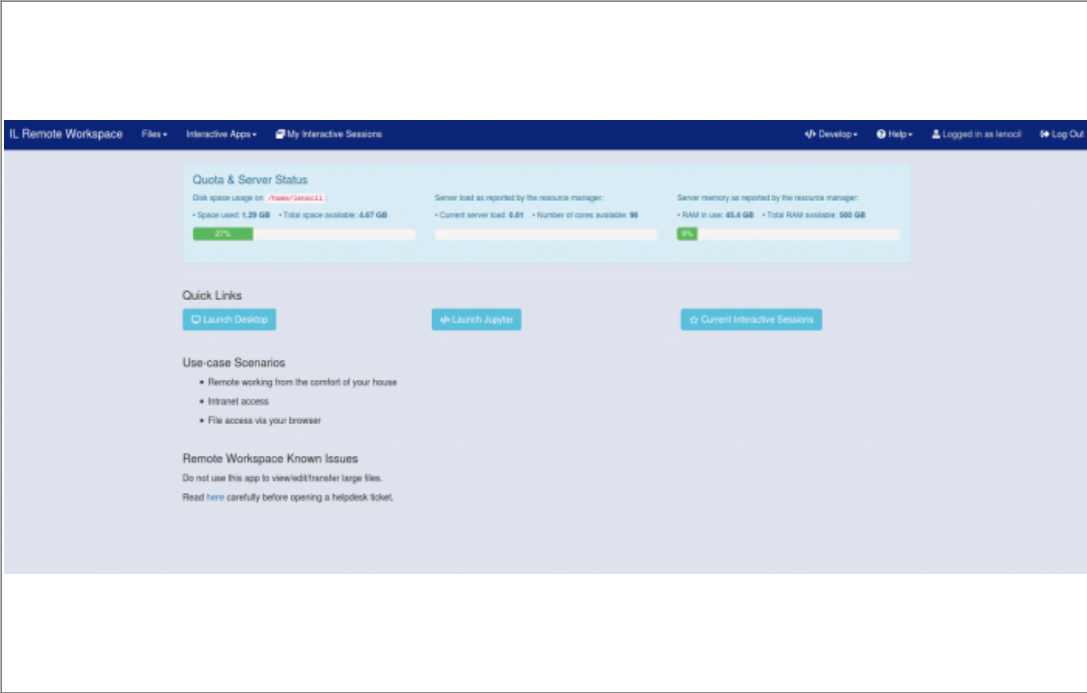
On this page you will find a short guide to get you started using IL Remote Workspace. The impatient can see these [example videos](#) (*accessible via intranet*).

## Login to Remote Workspace

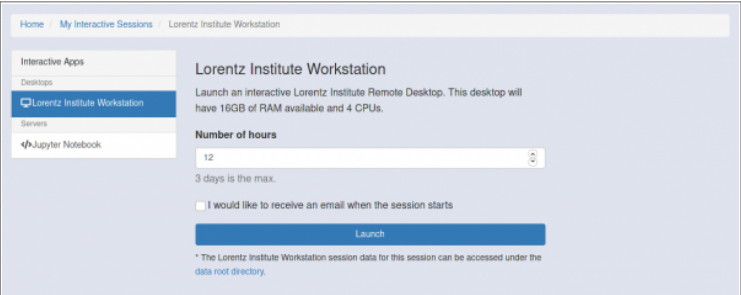
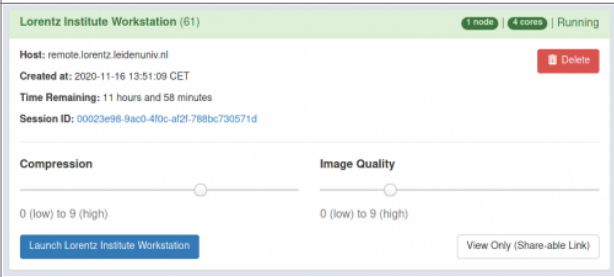

Browse to <a href="https://remote.lorentz.leidenuniv.nl">https://remote.lorentz.leidenuniv.nl</a> <i>Any modern browser would do, but Firefox and Chrome are advised</i>	
Access by using your <a href="#">Lorentz Institute credentials</a> <i>Your username is the part preceding the @ symbol</i>	
Several failed login attempts will cause your IP to be banned <i>To unblock your IP address contact the <a href="#">helpdesk</a></i>	
The <u>only</u> bookmark that will work is <a href="https://remote.lorentz.leidenuniv.nl">https://remote.lorentz.leidenuniv.nl</a> <i>Other bookmarks will cause login errors</i>	

## Using Remote Workspace

### Dashboard

	<p>Start/monitor/manage your remote sessions via the Dashboard</p> <p>View/edit/create/transfer files</p> <p>The system GUI <u>cannot</u> handle large files (max 1GB is advised)</p> <p>Quota information and server status</p> <p>Do not ignore quota warnings, because many applications rely on free home space to work correctly</p> <p>The server should be able to handle up to 20 concurrent remote sessions</p> <p>Each interactive session allocates 4 CPUs and 16 GB RAM to a user</p> <p>A user can only request 1 session per time</p>
--	---

Interactive Apps

<p>Access Interactive Apps via the toolbar Interactive Apps menu or via the Quick links buttons in the Dashboard. Choices are</p> <ul style="list-style-type: none"><li>- Lorentz Institute Workstation</li><li>- Jupyter Notebook</li></ul> <p>Workstations are preconfigured with several softwares</p>	
<p>An interactive desktop or notebook (session) can last a max of 72 hours</p> <p>Past that mark, it will be terminated</p>	
<p>Connectons to an unterminated (active) session is always possible even after logging out by clicking on My Interactive sessions toolbar menu</p>	
	<p>An interactive session tab reports</p> <ul style="list-style-type: none"><li>- session remaining time</li><li>- allocated resources</li><li>- link to debugging files</li></ul>
	<p>The Session ID button will open a file browser to the session files</p> <p>Tune VNC compression and image quality for better experience</p>
<p>Really use a remote workstation as you wish</p>	
<p>Launch a terminal</p> <p>start a screen session within the terminal</p> <p>Note though that any process associated to your session will be terminated if the session is killed</p>	
<p>Launch a browser</p> <p>browse to IL subscribed journal sites,</p> <p>browse the intranet</p>	

Files

Access your files by clicking on the Files dropdown menu on the toolbar

*Different users have access to different file locations*

Seamlessly manage files stored on the IL disks

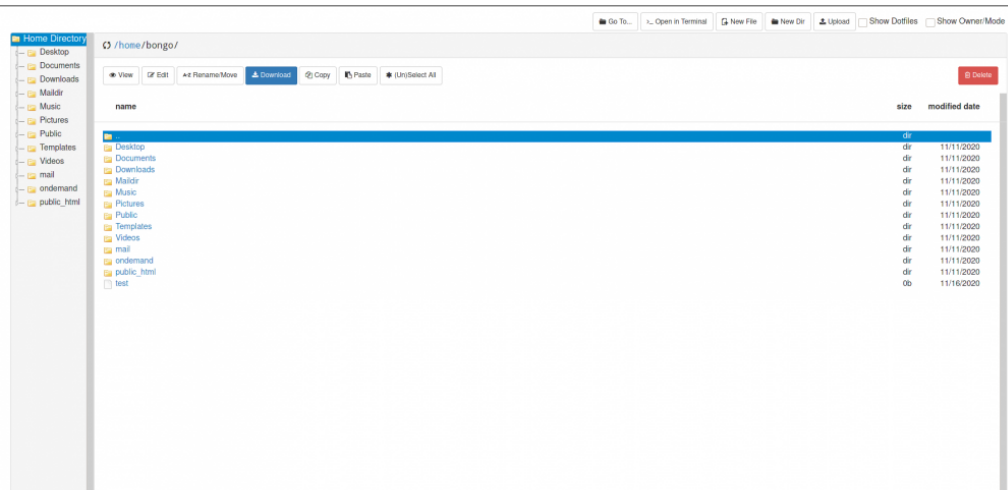
*Transfer files from/to your laptop using the browser*

*No extra software or browser plugins needed*

The GUI does not to work well with large files (max 1GB)

*Transfer large files from/to using your favorite sftp client to*

*ssh.lorentz.leidenuniv.nl*



From:

<https://helpdesk.lorentz.leidenuniv.nl/wiki/> - **Computer Documentation Wiki**

Permanent link:

[https://helpdesk.lorentz.leidenuniv.nl/wiki/doku.php?id=institute\\_lorentz:remote\\_workspace&rev=1605690461](https://helpdesk.lorentz.leidenuniv.nl/wiki/doku.php?id=institute_lorentz:remote_workspace&rev=1605690461)

Last update: **2020/11/18 09:07**

